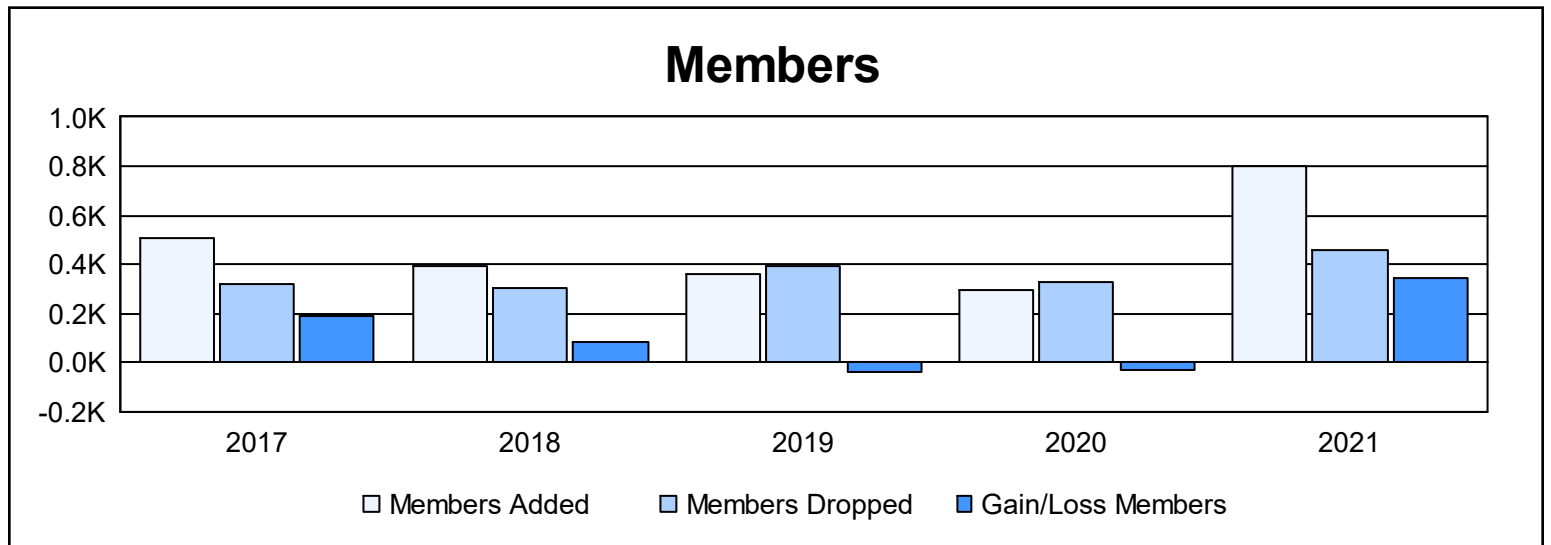
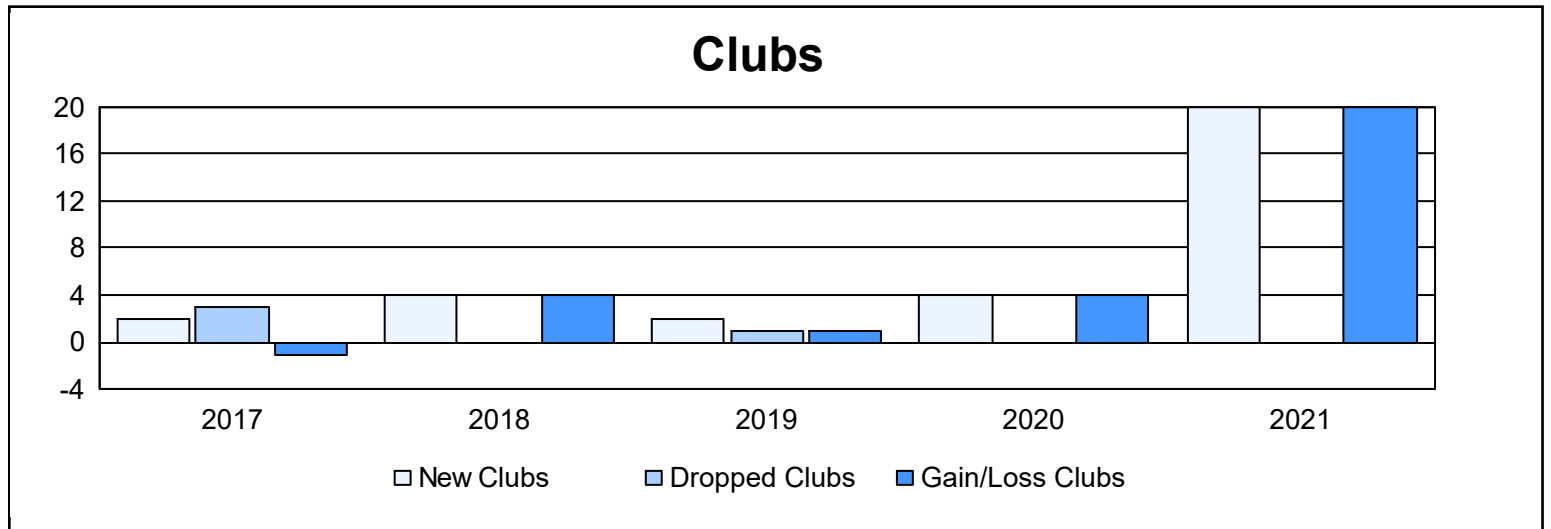
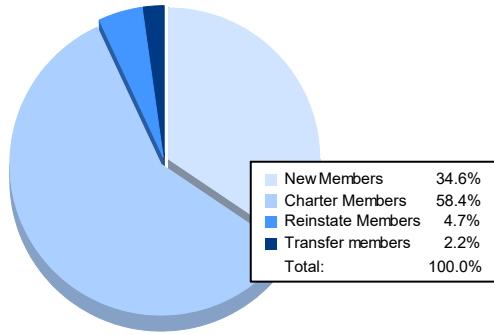


Year	New Clubs	Dropped Clubs	Gain/ Loss Clubs	New Members	Charter Members	Reinstate Members	Transfer Members	Total Member Added	Total Members Dropped	Gain/ Loss Members
2016-2017	2	3	-1	355	65	85	3	508	322	186
2017-2018	4	0	4	269	97	18	5	389	303	86
2018-2019	2	1	1	267	70	16	5	358	394	-36
2019-2020	4	0	4	187	91	11	8	297	325	-28
2020-2021	20	0	20	277	468	38	18	801	455	346
<b>Average</b>	<b>6</b>	<b>1</b>	<b>6</b>	<b>271</b>	<b>158</b>	<b>34</b>	<b>8</b>	<b>471</b>	<b>360</b>	<b>111</b>



### Membership Composition June 2021 Cumulative



### Gender Composition June 2021 Cumulative

